
"It's been a year since surgery with *Balloon Sinuplasty*[™] Technology, and I've felt much better. I have energy to work a full day and to go out at night. It's made a tremendous difference in how I approach my life."

– Sherwin G.

Occupation: Allergist

Years as a chronic sinusitis sufferer: 3.5

Visit www.BalloonSinuplasty.com
or call 1-877-868-NOSE (6673) today.

Don't wait any longer to get relief.

Find out how *Balloon Sinuplasty* can relieve your sinusitis symptoms.

Go to www.BalloonSinuplasty.com
or call 1-877-868-NOSE (6673) today.

Connect with *Balloon Sinuplasty*:
[Facebook.com/RealSinusRelief](https://www.facebook.com/RealSinusRelief)
[Twitter.com/RealSinusRelief](https://twitter.com/RealSinusRelief)
[YouTube.com/RealSinusRelief](https://www.youtube.com/RealSinusRelief)



Balloon Sinuplasty[™] Technology is intended for use by or under the direction of a physician. *Balloon Sinuplasty*[™] Technology has associated risks, including tissue and mucosal trauma, infection, or possible optic injury. Consult your physician for a full discussion of risks and benefits to determine whether this procedure is right for you.

MKT00887 Rev. F
© 2011 Acclarent, Inc. All rights reserved.

Acclarent[™]

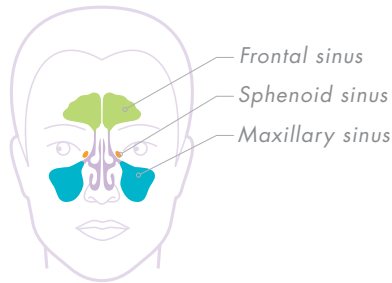
CHRONIC SINUSITIS SUFFERERS:

Sinus Relief is Here.



Balloon Sinuplasty[™]
technology by Acclarent

THE FACTS ABOUT CHRONIC SINUSITIS



Sinuses are air-filled pockets behind the facial bones surrounding the nose. Each sinus has an opening through which mucus drains. This drainage keeps your sinuses working well and you healthy. Anything that obstructs that flow may cause a buildup of mucus in the sinuses, which may lead to infection and inflammation of the sinuses.

Sinusitis occurs when the linings of your nose, sinuses and throat become inflamed, possibly from a pre-existing cold or allergies. **Chronic sinusitis** is when this inflammation lasts three months or more.

Common symptoms include¹:

- Facial pain, pressure, congestion or fullness
- Difficulty breathing through the nose
- Discharge of yellow or green mucus from the nose
- Teeth pain
- Loss of the sense of smell or taste
- Headache
- Fatigue
- Sore throat
- Bad breath

WHY CHOOSE BALLOON SINUPLASTY™?

Typical treatment for sinusitis begins with medication prescribed by your doctor. However, up to 60% of chronic sinusitis sufferers don't get relief with medication². For these patients, a surgical procedure may be recommended.

Balloon Sinuplasty is a minimally invasive procedure that opens sinus passages. It relieves the pain and pressure associated with chronic sinusitis.

SAFE More than 150,000 patients have been treated safely with *Balloon Sinuplasty* Technology.

PROVEN 95% of patients who have had the procedure say they would have it again³.

FAST While recovery time varies with each patient, many people quickly return to normal activities⁴.

Balloon Sinuplasty is available to some patients as a procedure conducted in a doctor's office under local anesthesia.

¹ <http://www.entnet.org/healthinformation/sinusitis.cfm>

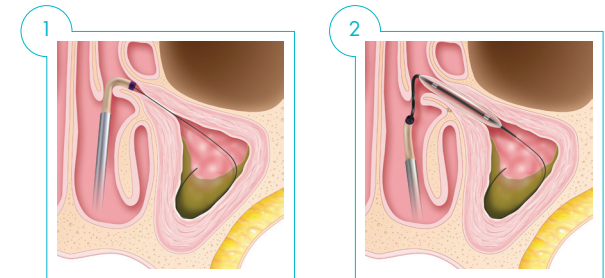
² Hamilos, D. Chronic sinusitis. *J Allergy Clin Immunol* 2000; 106: 213-227; Stankiewicz, J., et al. Cost Analysis in the Diagnosis of Chronic Rhinosinusitis. *Am J Rhinol* 2003; 17(3): 139-142; Subramanian, H., et al. A Retrospective Analysis of Treatment Outcomes and Time to Relapse after Intensive Medical Treatment for Chronic Sinusitis. *Am J Rhinol* 2002; 16(6): 303-312; Hessler, J., et al. Clinical outcomes of chronic rhinosinusitis in response to medical therapy: Results of a prospective study. *Am J Rhinol* 2007; 21(1): 10-18; Lal, D., et al. Efficacy of targeted medical therapy in chronic rhinosinusitis, and predictors of failure. *Am J Rhinol Allergy* 23, 396-400, 2009.

³ ORIOS I, office-based dilation, Data on file at Acclarent.

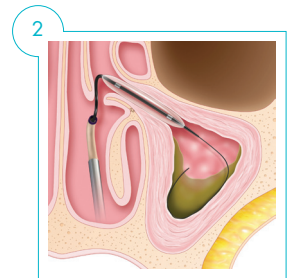
⁴ Wynn R, Vaughn W. "Post-Operative Pain After FESS with Balloon Sinuplasty." AAO, 2006.

HOW DOES BALLOON SINUPLASTY WORK?

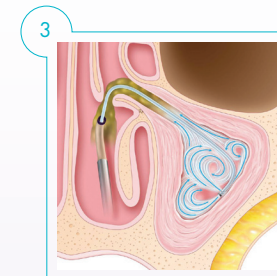
In *Balloon Sinuplasty*, inflamed sinuses are opened in the same way that doctors open up blocked arteries during balloon angioplasty.



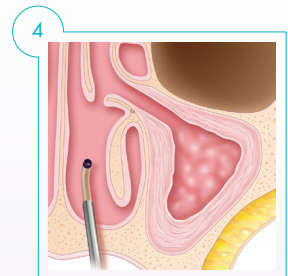
Step 1. A balloon catheter is inserted into the inflamed sinus.



Step 2. The balloon is inflated to expand the sinus opening.



Step 3. Fluid is sprayed into the infected sinus to flush out pus and mucus.



Step 4. The system is removed, leaving the sinuses open.

After *Balloon Sinuplasty*, the sinuses remain open, allowing the return of normal sinus drainage and relief of sinus pressure.